

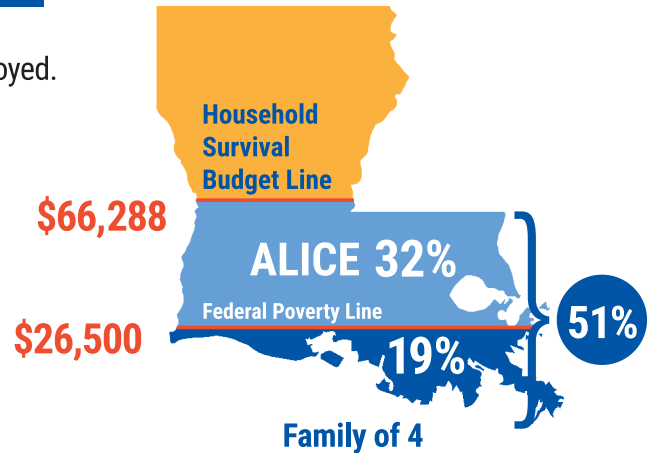


Who is ALICE in Louisiana?

ALICE is an acronym for **A**sset Limited, **I**ncome **C**onstrained, **E**mployed.

ALICE is our friend, family member or neighbor who works hard, yet struggles to afford the basic costs of living in Louisiana.

ALICE earns more than the Federal Poverty Level, but is unable to earn enough to meet the Louisiana average ALICE Household Survival Budget. (see **Figure 1**)



In 2021:

- Our state had the **second-highest rate** of families living at or below the ALICE threshold in the U.S., with **51%** of Louisiana households struggling.
- Of Louisiana's 1,776,260 households, **339,916** earned below the Federal Poverty Level (**19%**) and another **562,552 (32%)** were ALICE. (see **Figure 2**)
- Louisiana saw an increase of **22,980 more financially struggling households** compared to 2019, from 879,488 to 902,468, despite tax credits and other pandemic and Federal Emergency Management benefits.
- Between 2019 and 2021, the average **annual cost of basic expenses** for ALICE families **increased by 11%** for both single adults and families of four, with childcare, food and housing representing the largest expenses in a typical ALICE family's survival budget.
- Only **29%** of Louisiana households below the ALICE threshold had **emergency savings** equal to three months of expenses, which is a reduction from pre-pandemic levels of 37%.

Figure 1

ALICE Household Survival Budget, Louisiana Average, 2021			
	SINGLE ADULT	SINGLE SENIOR	2 ADULTS 2 CHILD CARE
MONTHLY COSTS			
Housing—Rent	\$531	\$531	\$619
Housing—Utilities	\$154	\$154	\$292
Child Care	\$—	\$—	\$1,421
Food	\$405	\$374	\$1,104
Transportation	\$363	\$316	\$839
Health Care	\$232	\$534	\$893
Technology	\$75	\$75	\$110
Miscellaneous	\$176	\$198	\$528
Tax Before Credits	\$294	\$350	\$1,051
Monthly Total	\$2,230	\$2,532	\$6,857
ANNUAL TOTAL Before Credits	\$26,760	\$30,384	\$82,284
Tax Credits (CTC and CDCTC)	\$—	\$—	(\$15,996)
ANNUAL TOTAL with Credits	\$26,760	\$30,384	\$66,288
Full-Time Hourly Wage	\$13.38	\$15.19	\$33.14

KEY TERMS

Household Survival Budget
The bare-minimum costs of basic necessities (see Figure 1).

ALICE Threshold
The average income needed to afford the Household Survival Budget. Households below the ALICE Threshold include both ALICE and poverty-level households.

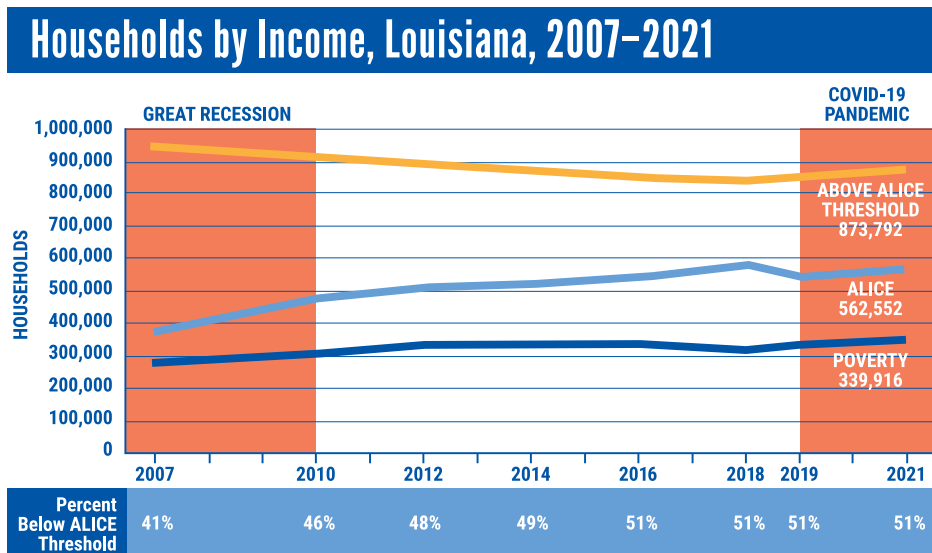
ALICE
Households with income above the Federal Poverty Level but below the basic cost of living.

Poverty
Households earning below the Federal Poverty Level.

Note: Percent change is pre-tax. Full time hourly wage represents the wage needed at 40 hours per week to support the annual total, with credits. For the family of four, this represents the combined wage needed for two workers. For child care, the preschool cost is used for both children in child care. Many households incur higher costs, especially for housing, as units may not be available at Fair Market Rent. To view ALICE Household Survival Budgets for all parishes and for any household composition, visit UnitedForALICE.org/Household-Budgets/Louisiana

Sources: AAA, 2021; Agency for Healthcare Research and Quality, 2021; American Community Survey, 2021; Bureau of Labor Statistics, 2021—Consumer Expenditure Surveys; Centers for Medicare & Medicaid Services, 2021—Medicare Current Beneficiary Survey; Centers for Medicare & Medicaid Services, 2021; Federal Highway Administration, 2017; Feeding America, 2022; Fowler, 2021; Internal Revenue Service, 2021; Internal Revenue Service—FICA, 2021; Louisiana Department of Education, 2021—Narrow Cost Analysis; Medicare.gov; Scarboro, 2021; Tax Foundation, 2021; The Zebra, 2022; U.S. Department of Agriculture, 2021—Official USDA Food Plans; U.S. Department of Housing and Urban Development, 2021—Fair Market Rents; Walczak, 2021.

Figure 2



Sources: ALICE Threshold, 2007–2021; U.S. Census Bureau, American Community Survey, 2007–2021

Meet ALICE in your Parish

Louisiana Parishes 2021

Parish	Households	Poverty %	ALICE %	Below ALICE Threshold
Acadia	21,555	22%	33%	55%
Allen	7,687	20%	40%	60%
Ascension	45,195	9%	33%	42%
Assumption	8,289	20%	34%	54%
Avoyelles	14,446	27%	32%	59%
Beauregard	13,352	15%	28%	43%
Bienville	5,236	25%	39%	64%
Bossier	49,418	13%	36%	49%
Caddo	96,369	21%	33%	54%
Calcasieu	71,511	18%	30%	48%
Caldwell	3,468	26%	31%	57%
Cameron	2,216	6%	32%	38%
Catahoula	3,055	24%	29%	53%
Claiborne	5,042	32%	37%	69%
Concordia	6,273	24%	41%	65%
De Soto	10,168	21%	34%	55%
East Baton Rouge	175,731	19%	36%	55%
East Carroll	2,213	42%	27%	69%
East Feliciana	6,520	14%	34%	48%
Evangeline	12,076	27%	36%	63%
Franklin	7,279	24%	37%	61%
Grant	6,577	17%	36%	53%
Iberia	26,697	20%	27%	46%
Iberville	10,933	19%	33%	52%
Jackson	5,364	20%	36%	56%
Jefferson	179,775	17%	27%	44%
Jefferson Davis	11,351	18%	37%	55%
Lafayette	97,877	17%	25%	43%
Lafourche	38,111	17%	27%	44%
LaSalle	4,533	16%	34%	50%
Lincoln	17,729	26%	38%	64%
Livingston	51,960	12%	28%	40%

Parish	Households	Poverty %	ALICE %	Below ALICE Threshold
Madison	3,076	30%	37%	67%
Morehouse	9,240	30%	36%	66%
Natchitoches	13,765	27%	39%	66%
Orleans	158,827	24%	33%	57%
Ouachita	61,594	26%	26%	52%
Plaquemines	8,039	18%	35%	53%
Pointe Coupee	8,287	23%	32%	55%
Rapides	48,405	18%	37%	55%
Red River	2,800	23%	35%	58%
Richland	7,202	26%	29%	55%
Sabine	8,361	22%	33%	56%
St. Bernard	15,472	22%	32%	53%
St. Charles	18,640	10%	30%	40%
St. Helena	3,991	28%	33%	61%
St. James	7,464	14%	36%	50%
St. John the Baptist	15,109	15%	29%	44%
St. Landry	32,213	27%	30%	58%
St. Martin	19,537	18%	41%	59%
St. Mary	18,565	22%	39%	61%
St. Tammany	103,543	14%	28%	42%
Tangipahoa	49,915	18%	35%	53%
Tensas	1,502	27%	40%	67%
Terrebonne	41,960	19%	25%	44%
Union	7,669	25%	31%	57%
Vermilion	21,580	17%	26%	44%
Vernon	17,263	18%	37%	55%
Washington	17,367	25%	35%	60%
Webster	14,831	27%	39%	66%
West Baton Rouge	9,759	11%	28%	39%
West Carroll	3,700	21%	33%	54%
West Feliciana	3,852	14%	36%	50%
Winn	4,726	18%	34%	53%


*parish % is based on rounded calculations for each category.



@launitedways | launitedway.org/ALICE



Louisiana Association of United Ways



To learn more about ALICE in Louisiana, please review *The ALICE Report for Louisiana, "ALICE in the Crosscurrents"* released on May 25, 2023. This comprehensive report provides statewide and parish specific, research-based information on ALICE.

You can download the report at Launitedway.org or visit the website of your local United Way. For more information about ALICE and our research partnership, visit UnitedforALICE.org.

This report is made possible through sponsorship support from the Entergy Corporation and United Ways throughout Louisiana.



Louisiana United Ways participating in this project:

Capital Area United Way
www.cauw.org

St. John United Way
www.stjohnunitedway.org

St. Landry - Evangeline United Way
www.uwsle.org

United Way of Acadiana
www.unitedwayofacadiana.org

United Way of Central Louisiana
www.uwcl.org

United Way of Northeast Louisiana
www.unitedwaynwla.org

United Way of Northwest Louisiana
www.unitedwaynwla.org

United Way of Southeast Louisiana
www.unitedwaysela.org

United Way of Southwest Louisiana
www.unitedwayswla.org

United Way of St. Charles
www.uwaysc.org

About United for ALICE

United For ALICE is a driver of innovation, research and action to improve life across the country for ALICE (Asset Limited, Income Constrained, Employed) and for all. Through the development of the ALICE measurements, a comprehensive, unbiased picture of financial hardship has emerged. Harnessing this data and research on the mismatch between low-paying jobs and the cost of survival, ALICE partners convene, advocate and collaborate on solutions that promote financial stability at local, state and national levels. For more information, visit: UnitedForALICE.org.

For more information about the ALICE Report for Louisiana, please reach out to your local United Way or contact Sarah Berthelot, President and CEO of Louisiana Association of United Ways at sarah@launitedway.org or (225) 341-2928.



@launitedways | launitedway.org/ALICE



Louisiana Association
of United Ways